

# TOURISM IN ICELAND IN FIGURES

## – June 2023

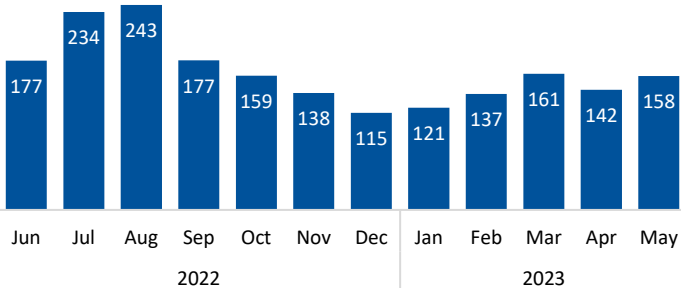
### International visitors through Keflavik airport

#### International departures June 2022 – May 2023<sup>1</sup>

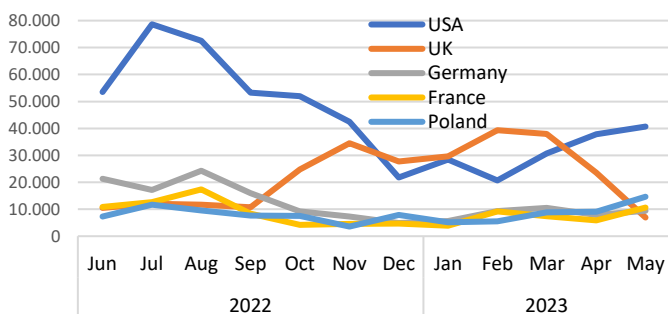
	% of departures	Number	% change for the past 12 months*
<b>Total number</b>		<b>1,961,833</b>	<b>76.7%</b>
<i>Top ten countries (73% of total)</i>			
USA	27.1%	532,545	76.2%
UK	13.7%	269,270	77.2%
Germany	7.3%	143,045	54.6%
France	5.1%	99,540	59.6%
Poland	5.0%	98,372	32.9%
Italy	3.8%	74,113	82.4%
Denmark	3.2%	62,169	57.5%
Spain	2.7%	53,692	67.6%
Netherlands	2.7%	52,978	51.5%
Canada	2.5%	48,273	246.4%

\*Comparison of the periods June-May 2021-22/2022-23.

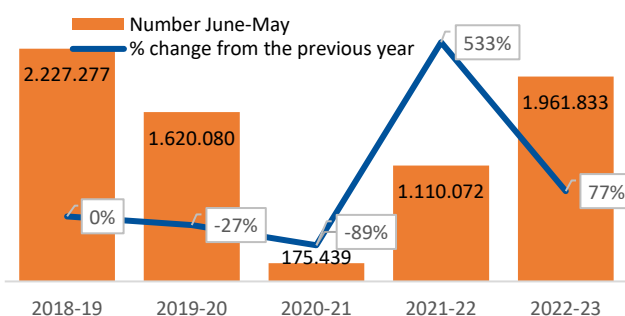
#### Departures ('000) by month<sup>1</sup>



#### Departures by month – Top five\* countries<sup>1</sup>



#### International departures 2018-2023<sup>1</sup>



### Main purpose of visit to Iceland and length of stay

#### Purpose of visit June 2022 – May 2023<sup>2</sup>

	% of visitors	Number*
Holiday	93.1%	1,826,466
Visit friends/relatives	2.6%	51,008
Business	2.5%	49,046
Health related, educational etc.	1.2%	23,542
Temporary work	0.1%	1,962
Visit without an overnight stay	0.5%	9,809

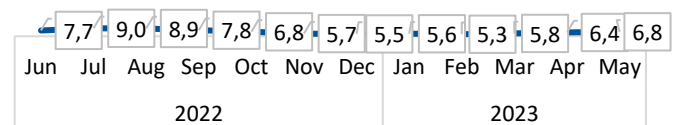
\*Calculation based on visitor statistics at Keflavik airport.

#### Length of stay June 2022 – May 2023<sup>2</sup>

	Number of nights	% change for the past 12 months*
<b>Average length of stay</b>	<b>7,7</b>	<b>-1.9%</b>
USA	6,3	-13.7%
UK	5,1	-3.8%
Germany	9,8	2.1%
France	9,4	13.3%
Poland	7,2	-1.4%
Italy	7,9	-7.1%
Denmark	6,9	-1.4%
Spain	8,5	-3.4%
Netherlands	8,4	2.4%
Canada	7,2	-7.7%

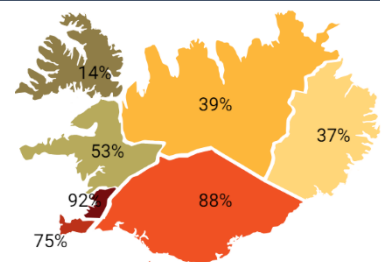
\* Comparison of the periods June-May 2021-22/2022-23.

#### Average length of stay by month (nights)<sup>2</sup>

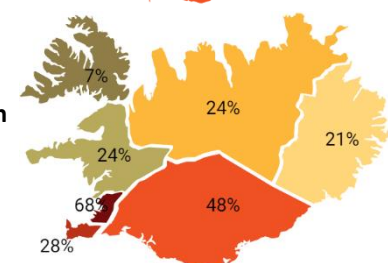


### Regions visited and overnight stays<sup>2</sup>

#### Which region did foreign guests visit June'22 – May'23<sup>1</sup>



#### In which region did foreign guests stay overnight June'22 – May'23<sup>1</sup>



## Overnight stays

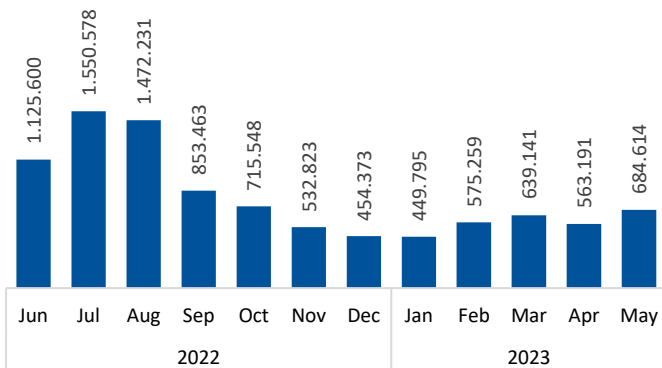
### Overnight stays in registered accommodation (June'22-May'23<sup>3</sup>)

	% of guest nights	Number	% change from the past 12 months*
<b>Total guest nights**</b>		<b>9,616,616</b>	<b>44.2%</b>
Hotels	54.1%	5,203,640	46.0%
Guesthouses	14.4%	1,380,465	43.4%
Other accommodation	31.5%	3,032,511	41.9%

\*Comparison of the periods June-May 2021/22 - 2022/23.

\*\*Non-registered overnight stays were 1,712,800.

### Overnight stays\* in registered accommodation by month<sup>3</sup>



\*Overnight stays of Icelanders and international visitors in registered accommodation.

### Overnight stays in hotels June 2022 – May 2023<sup>3</sup>

	% of hotel guest nights	Number	% change from the past 12 months*
<b>Total guest nights**</b>		<b>5,203,640</b>	<b>46.0%</b>
USA	25.5%	1,329,042	50.5%
Iceland	18.7%	971,407	4.1%
UK	14.6%	760,473	61.6%
Germany	8.2%	428,931	51.5%
France	3.9%	205,215	45.3%

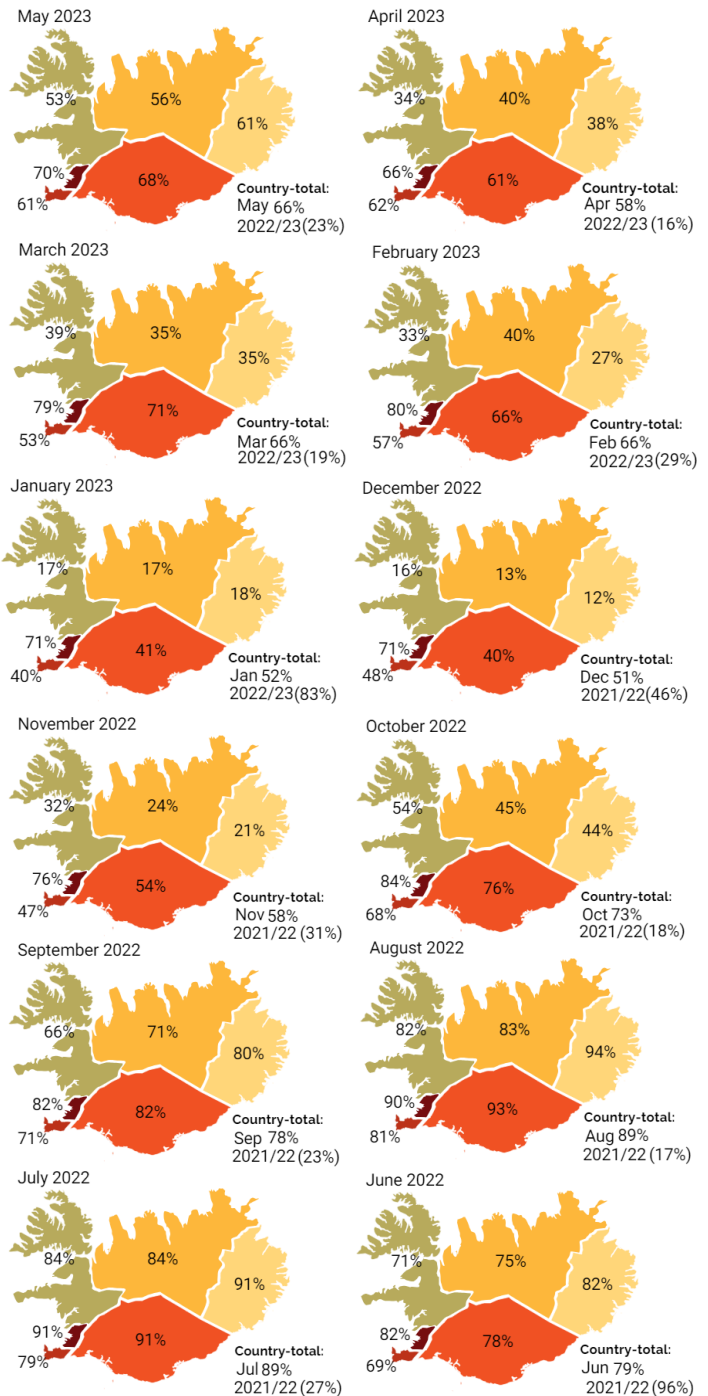
\*Comparison of the periods June-May 2021/22 - 2022/23.

\*\*5 largest nationalities accounted for 71.0% of total guest nights in hotels.

### Room occupancy in hotels (June 2022 – May 2023<sup>3</sup>)

	Total		Capital region	
	Room occupancy	% change from previous year	Room occupancy	% change from previous year
Jun'22	78.5%	96.3%	82.4%	83.9%
Jul'22	88.5%	27.2%	90.7%	33.8%
Aug'22	88.6%	17.4%	90.3%	18.5%
Sep'22	78.3%	23.3%	81.8%	29.2%
Oct'22	73.0%	18.1%	84.3%	16.9%
Nov'22	58.4%	31.2%	76.3%	31.1%
Dec'22	50.8%	45.6%	70.8%	53.2%
Jan'23	52.1%	82.8%	71.0%	94.5%
Feb'23	65.8%	29.0%	79.9%	19.1%
Mar'23	65.6%	19.1%	78.7%	15.7%
Apr'23	58.2%	16.2%	66.1%	12.2%
May'23	65.6%	23.1%	70.2%	12.3%

## Room occupancy in hotels by region<sup>3</sup>



## Sources

<sup>1</sup>Icelandic Tourist Board and Isavia: Departure statistics at Keflavik Airport. The counting of passengers is done manually before they enter the departure area and the limitations of the methodology needs to be kept in mind when viewing the statistics. The counting covers all passengers going through the security check. From October 2019, the counting is based on a sampling method.

<sup>2</sup>Icelandic Tourist Board: Border Survey conducted by the Icelandic Tourist Board and Statistics Iceland at Keflavik Airport. Due to Covid the survey was not active September 2020 - May 2021.

<sup>3</sup>Statistics Iceland: Accommodation statistics 2021-2023. Guest nights in registered accommodation refer to overnight stays with operators registered in Statistics Iceland's database. Estimated figures for 2022 and 2023.