

TOURISM IN ICELAND IN FIGURES

- May 2022

International visitors through Keflavík Airport

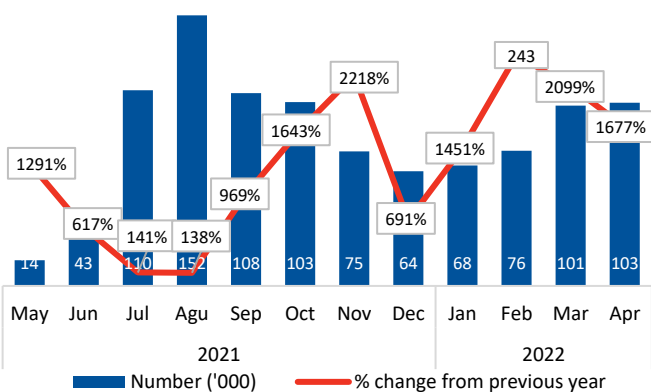
International departures in the period May '21-April '22¹

	% of departures	Number	% change from the past 12 months*
Total number		1,017,505	529.9%
<i>Top ten countries**</i>			
USA	28.0%	284,460	7571.5%
UK	14.0%	142,750	1590.5%
Germany	8.4%	85,099	225.9%
Poland	6.9%	69,935	181.5%
France	5.4%	55,197	486.8%
Italy	3.7%	37,595	286.8%
Denmark	3.4%	34,396	90.6%
Spain	2.9%	29,072	465.3%
Netherlands	2.7%	27,408	289.5%
Baltic states	1.9%	19,279	235.7%

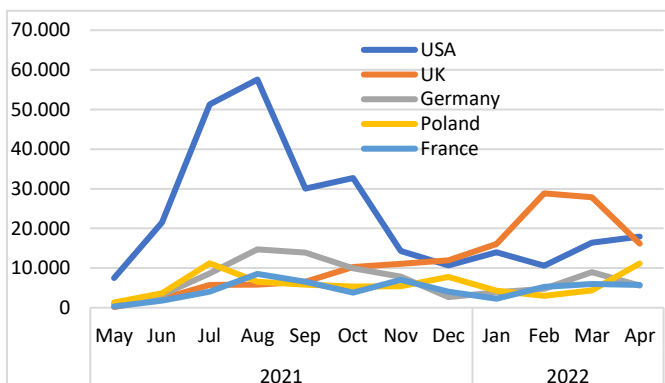
*Comparison of the periods May-April 2020-21/2021-22.

**Top ten countries were 77.2%.

Departures by month¹



Departures by month – Top five* countries¹



*Top five countries (May'21-April'22) in total were 62.6%.

Main purpose of visit to Iceland and length of stay

Purpose of visit May 2021 – April 2022²

	Number*	% of visitors
Holiday	908,632	89.3%
Visit friends/relatives	46,805	4.6%
Health-related, education etc.	19,333	1.9%
Business-related	24,420	2.4%
Temporary work	12,210	1.2%
Visit without an overnight stay	6,105	0.6%

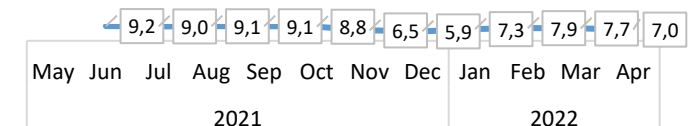
*Calculation based on visitor statistics at Keflavik Airport.

Length of stay in Iceland May 2021 – April 2022²

	Number of nights	% change from the past 12 months*
Average length of stay	7,6	-32.7%
USA	7,4	-
UK	5,2	-44.7%
Germany	9,6	-25.0%
Poland	7,3	-26.3%
France	8,5	-33.6%
Italy	8,6	-25.9%
Denmark	7,3	-19.8%
Spain	8,9	-19.1%
Netherlands	7,9	-35.3%
Baltic states	8,4	-4.6%

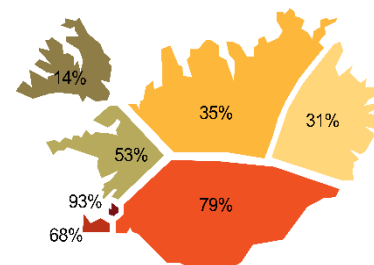
*Comparison of the periods May-April 2020-21/2021-22.

Average length (nights) of stay by month June'21-April'22²



International visitors by region

Which regions were visited June 2021 – April 2022²



Overnight stays

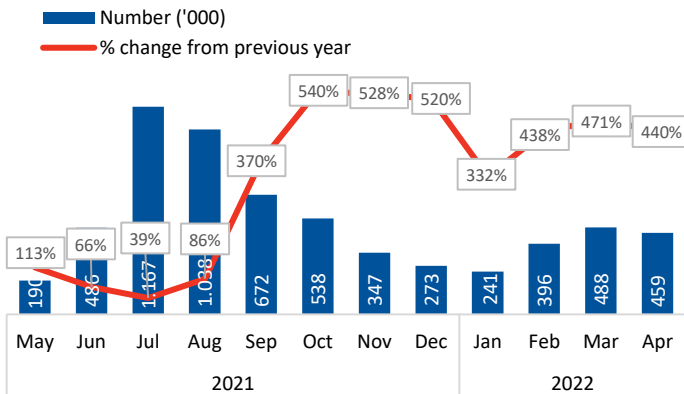
Overnight stays in registered accommodation (May'21-April'22³)

	% of guest nights	Number	% change from the past 12 months*
Total guest nights**		6,296,808	293.4%
Hotels	53.1%	3,343,349	103.5%
Guesthouses	14.3%	901,075	84.5%
Other accommodation	32.6%	2,052,384	161.8%

*Comparisons of the periods May-April 2020/21 - 2021/22.

**Non-registered stays are not included.

Overnight stays* in registered accommodation by month³



*Overnight stays of Icelanders and international visitors in registered accommodation.

Overnight stays in hotels May 2021 – April 2022³

	% of hotel guest nights	Number	% change from the past 12 months*
Total guest nights**		3,343,349	293.4%
Iceland	27.8%	930,165	60.6%
USA	24.7%	825,062	2473.5%
UK	13.3%	445,204	2257.3%
Germany	7.6%	252,424	336.2%
France	3.8%	126,123	623.6%

*Comparison of May-April 2020/21 - 2021/22.

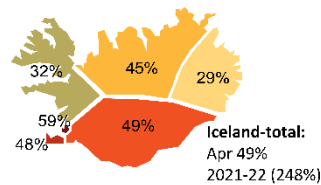
**5 largest nationalities accounted for 77.2% of total guest nights in hotels.

Room occupancy in hotels (May 2021 – April 2022³)

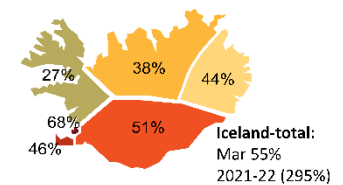
	Total		Capital region	
	Room occupancy	% change from previous year	Room occupancy	% change from previous year
May'21	25.5%	183.3%	31.0%	496.2%
Jun'21	40.0%	92.8%	44.8%	273.3%
Jul'21	69.6%	46.5%	67.8%	96.0%
Aug'21	75.5%	108.0%	76.2%	166.4%
Sep'21	63.5%	294.4%	63.3%	358.7%
Oct'21	61.8%	472.2%	72.1%	606.9%
Nov'21	44.5%	442.7%	58.2%	601.2%
Dec'21	34.9%	413.2%	46.2%	500.0%
Jan'22	28.5%	200.0%	36.5%	288.3%
Feb'22	51.2%	300.0%	67.1%	515.6%
May'22	55.3%	295.0%	68.0%	341.6%
Apr'22	48.7%	247.9%	58.9%	287.5%

Room occupancy in hotels by region³

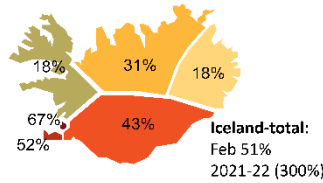
April 2022



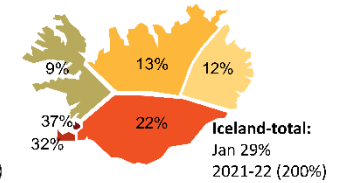
March 2022



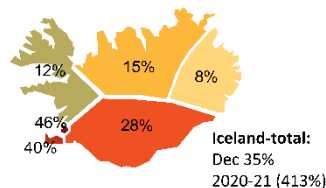
February 2022



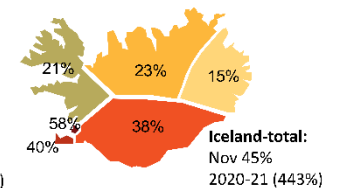
January 2022



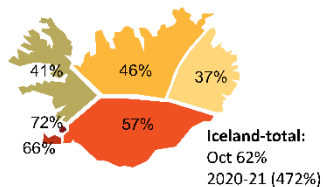
December 2021



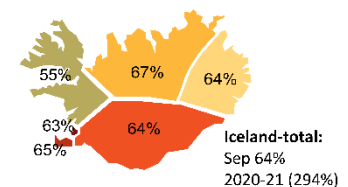
November 2021



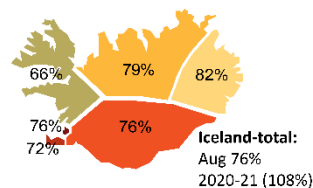
October 2021



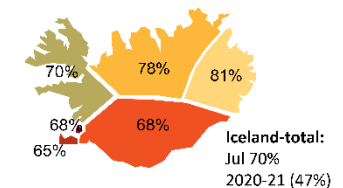
September 2021



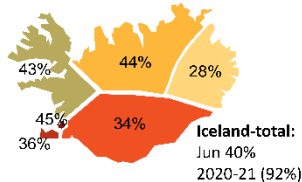
August 2021



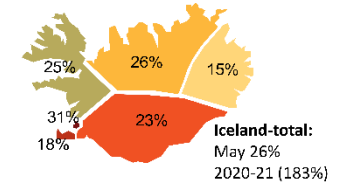
July 2021



June 2021



May 2021



Sources

¹Icelandic Tourist Board and Isavia: Departure statistics at Keflavik Airport. The counting of passengers is done manually before they enter the departure area and the limitations of the methodology needs to be kept in mind when viewing the statistics. The counting covers all passengers going through the security check. From October 2019, the counting is based on a sampling method.

²Icelandic Tourist Board: Border Survey conducted by the Icelandic Tourist Board and Statistics Iceland at Keflavik Airport. Due to Covid the survey was not active April-June 2020 and September 2020 - May 2021.

³Statistics Iceland: Accommodation statistics 2020-2022. Guest nights in registered accommodation refer to overnight stays with operators registered in Statistics Iceland's database. Estimated figures for 2022.