

TOURISM IN ICELAND IN FIGURES

- December 2022

International visitors through Keflavík Airport

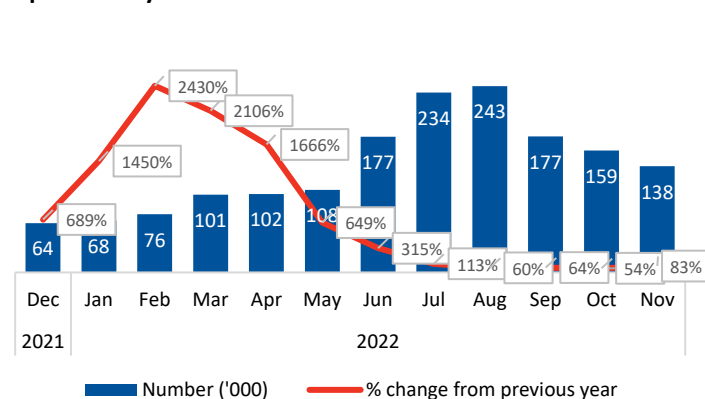
International departures in the period Dec. '21- November '22¹

	% of departures	Number	% change from the past 12 months*
Total number		1,646,390	160.7%
<i>Top ten countries**</i>			
USA	27.2%	447,364	107.0%
UK	13.0%	214,475	402.2%
Germany	7.9%	129,508	110.7%
France	5.4%	88,715	170.1%
Poland	5.1%	83,302	75.7%
Italy	3.6%	59,555	122.1%
Denmark	3.6%	58,533	163.7%
Netherlands	3.0%	50,101	220.2%
Spain	3.0%	49,915	176.2%
Canada	2.6%	42,474	546.3%

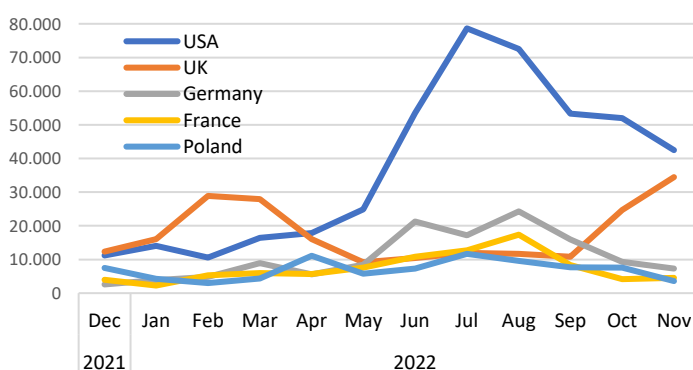
*Comparison of the periods December-November 2020-21/2021-22.

**Top ten countries were 74.3%.

Departures by month¹



Departures by month – Top five* countries¹



*Top five countries (December '21-November '22) in total were 58.5%.

Main purpose of visit to Iceland and length of stay

Purpose of visit December 2021 – November 2022²

	Number*	% of visitors
Holiday	1,481,751	91.2%
Visit friends/relatives	69,148	3.3%
Business related	41,160	2.9%
Health-related, education etc.	26,342	1.4%
Temporary work	16,464	0.6%
Visit without an overnight stay	11,525	0.6%

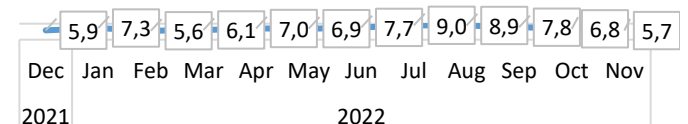
*Calculation based on visitor statistics at Keflavik Airport.

Length of stay in Iceland December 2021 – November 2022²

	Number of nights	% change from the past 12 months*
Average length of stay	7,4	-12,9%
USA	6,6	-14,2%
UK	5,4	-14,3%
Germany	9,9	-4,8%
France	9,1	-4,2%
Poland	8,3	10,7%
Italy	8,5	-8,6%
Denmark	7,0	-9,1%
Netherlands	8,6	-4,4%
Spain	8,5	-15,8%
Canada	7,2	-15,3%

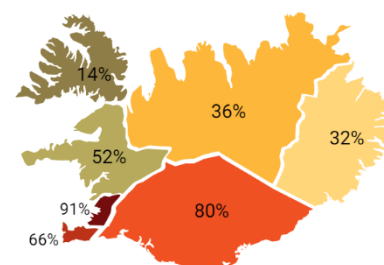
*Comparison of the periods December-November 2020-21/2021-22.

Average length (nights) of stay by month Dec. '21-Nov. '22²



International visitors by region

Which regions were visited November 2021-October 2022²



Overnight stays

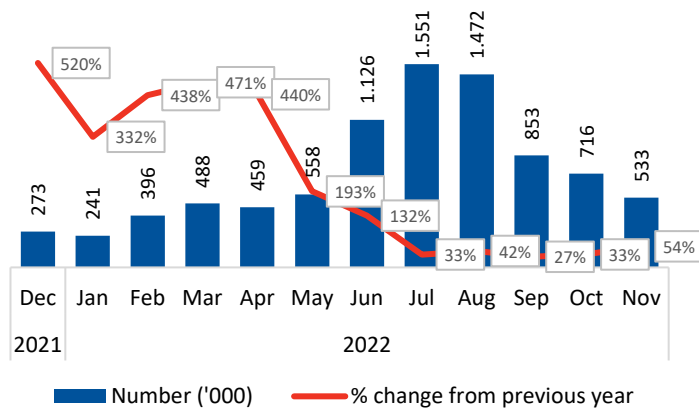
Overnight stays in registered accommodation (Dec.'21-Nov.'22³)

	% of guest nights	Number	% change from the past 12 months*
Total guest nights**		8,666,033	81.2%
Hotels	52.9%	4,585,881	101.4%
Guesthouses	14.6%	1,267,278	67.0%
Other accommodation	32.5%	2,812,874	61.0%

*Comparisons of the periods December-November 2020/21 - 2021/22.

**Non-registered stays are not included.

Overnight stays* in registered accommodation by month³



*Overnight stays of Icelanders and international visitors in registered accommodation.

Overnight stays in hotels December 2021 – November 2022³

	% of hotel guest nights	Number	% change from the past 12 months*
Total guest nights**		4,585,881	101.4%
USA	25.1%	1,152,718	93.5%
Iceland	20.0%	917,657	16.2%
UK	13.6%	621,753	277.3%
Germany	8.7%	397,895	129.7%
France	4.2%	190,693	180.2%

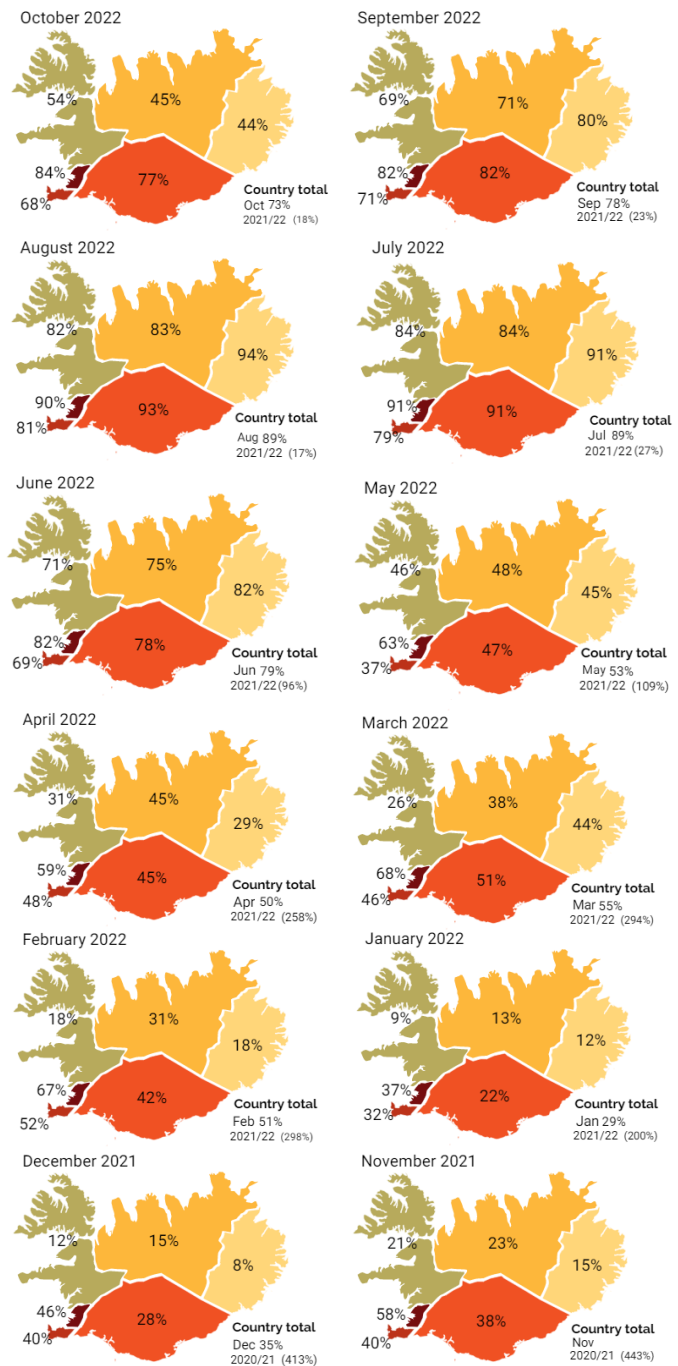
*Comparison of December-November 2020/21 - 2021/22.

**5 largest nationalities accounted for 71.6% of total guest nights in hotels.

Room occupancy in hotels (December 2021 – November 2022³)

	Total		Capital region	
	Room occupancy	% change from previous year	Room occupancy	% change from previous year
Dec'21	34.9%	413.2%	46.2%	500.0%
Jan'22	28.5%	200.0%	36.5%	288.3%
Feb'22	51.0%	298.4%	67.1%	515.6%
Mar'22	55.1%	293.6%	68.0%	341.6%
Apr'22	50.1%	257.9%	58.9%	287.5%
May'22	53.3%	109.0%	62.5%	101.6%
Jun'22	78.5%	96.3%	82.4%	83.9%
Jul'22	88.5%	27.2%	90.7%	33.8%
Aug'22	88.6%	17.4%	90.3%	18.5%
Sep'22	78.3%	23.3%	81.8%	29.2%
Oct'22	73.1%	18.3%	84.3%	16.9%
Nov'22	58.4%	31.2%	76.3%	31.1%

Room occupancy in hotels by region³



Sources

¹Icelandic Tourist Board and Isavia: Departure statistics at Keflavik Airport. The counting of passengers is done manually before they enter the departure area and the limitations of the methodology needs to be kept in mind when viewing the statistics. The counting covers all passengers going through the security check. From October 2019, the counting is based on a sampling method.

²Icelandic Tourist Board: Border Survey conducted by the Icelandic Tourist Board and Statistics Iceland at Keflavik Airport. Due to Covid the survey was not active April-June 2020 and September 2020 - May 2021.

³Statistics Iceland: Accommodation statistics 2020-2022. Guest nights in registered accommodation refer to overnight stays with operators registered in Statistics Iceland's database. Estimated figures for 2022.