

TOURISM IN ICELAND IN FIGURES

- November 2021

International visitors through Keflavík Airport

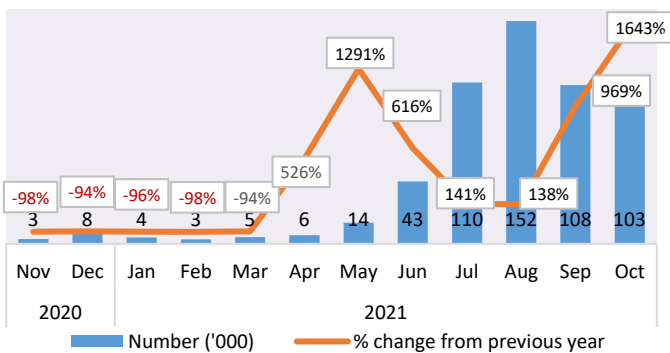
International departures in the period November'20-October'21¹

	% of departures	Number	% change from the past 12 months*
Total number		559,415	-22.7%
<i>Top ten countries**</i>			
USA	36.1%	202,198	115.1%
Germany	9.6%	53,716	-2.1%
Poland	7.6%	42,776	-11.0%
UK	5.7%	31,832	-80.2%
France	4.6%	25,951	-34.1%
Italy	4.3%	23,795	23.2%
Denmark	3.6%	20,025	-25.1%
Spain	3.0%	16,598	9.6%
Baltic states	2.4%	13,606	-33.2%
Netherlands	2.3%	12,883	-27.8%

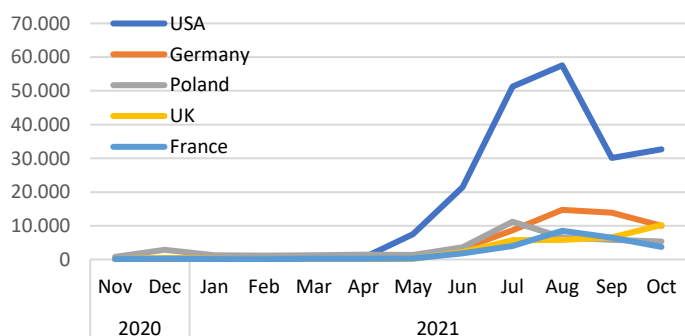
*Comparison of the periods November-October 2019-20/2020-21.

**Top ten countries were 79.3%.

Departures by month¹



Departures by month – Top five* countries¹



*Top five countries (November'20-October'21) in total were 63.7%.

Main purpose of visit to Iceland and length of stay

Purpose of visit November 2020 – October 2021²

	Number*	% of visitors
Holiday	502,914	89.9%
Visit friends/relatives	24,055	4.3%
Health related, education etc.	9,510	1.7%
Business related	13,985	2.5%
Temporary work	5,035	0.9%
Visit without an overnight stay	3,916	0.7%

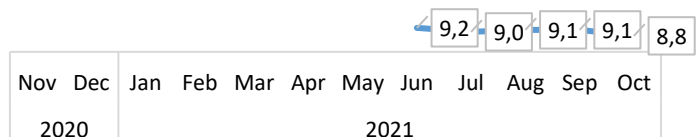
*Calculation based on visitor statistics at Keflavik Airport.

Length of stay in Iceland November 2020 – October 2021²

	Number of nights	% change from the past 12 months*
Average length of stay	8,8	37.5%
USA	7,8	44.4%
Germany	10,9	25.3%
Poland	7,8	6.9%
UK	6,8	47.8%
France	10,1	31.2%
Italy	9,7	7.8%
Denmark	7,8	2.6%
Spain	10,3	41.1%
Baltic states	8,7	10.1%
Netherlands	9,8	25.6%

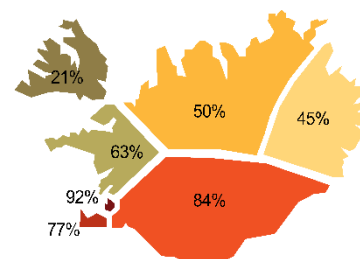
*Comparison of the periods November-October 2019-20/2020-21.

Average length of stay by month June-Oct. (nights)²



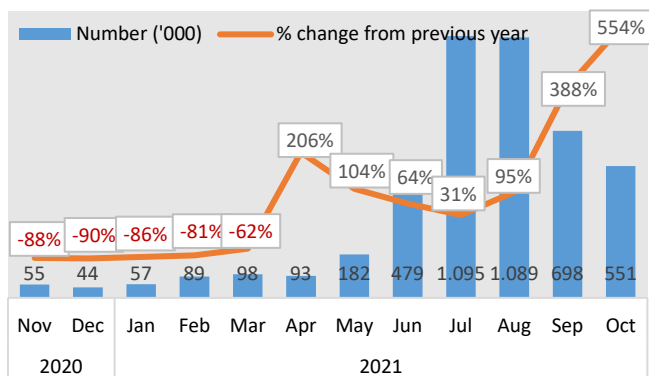
International visitors by region

Which regions were visited June-October 2021²



Overnight stays

Overnight stays* in registered accommodation by month³



*Non-registered overnight stays are not included.

Overnight stays in registered accommodation Nov'20-Oct'21³

	% of guest nights	Number	% change from the past 12 months*
Total guest nights**		4,529,622	10.0%
Hotels	45.3%	2,052,156	-1.3%
Guesthouses	16.7%	757,484	21.7%
Other accommodation	38.0%	1,719,982	21.5%

*Comparison of the periods November-October 2019-20/2020-21.

**Non-registered overnight stays are not included.

Overnight stays in hotels November 2020 - October 2021³

	% of hotel guest nights	Number	% change from the past 12 months*
Total guest nights**		2,052,156	-1.3%
Iceland	36.6%	751,196	29.8%
USA	26.2%	536,810	70.9%
Germany	7.6%	156,077	14.6%
UK	5.7%	116,524	-68.6%
France	2.7%	56,302	-30.1%

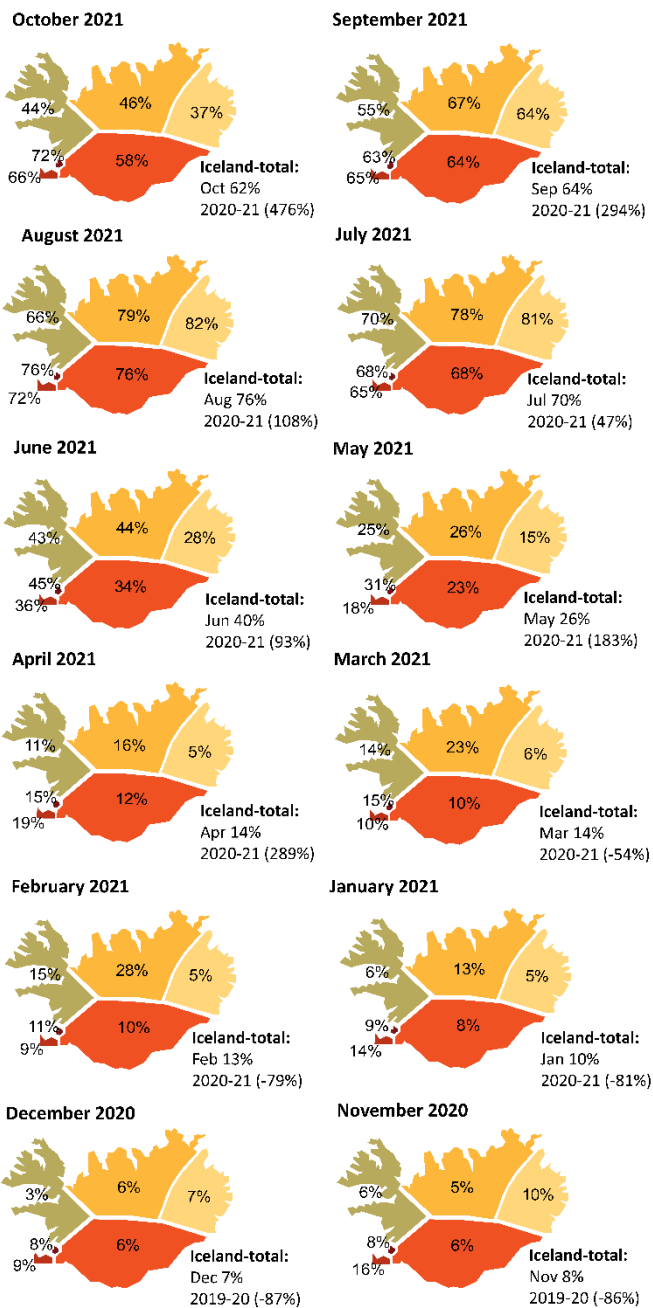
*Comparison of the periods November-October 2019-20/2020-21.

**5 largest nationalities accounted for 78.8% of total guest nights in hotels.

Room occupancy in hotels November 2020 - October 2021³

	Total		Capital region	
	Room occupancy	% change from the past 12 months	Room occupancy	% change from the past 12 months
Nov'20	8.2%	-85.8%	8.3%	-89.1%
Dec'20	6.8%	-86.8%	7.7%	-88.9%
Jan'21	9.5%	-80.7%	9.4%	-85.9%
Feb'21	12.8%	-78.8%	10.9%	-86.3%
Mar'21	14.0%	-53.6%	15.4%	-59.7%
Apr'21	14.0%	288.9%	15.2%	406.7%
May'21	25.5%	183.3%	31.0%	496.2%
Jun'21	40.1%	92.8%	44.8%	273.3%
Jul'21	69.6%	46.5%	67.8%	96.0%
Aug'21	75.5%	108.0%	76.2%	166.4%
Sep'21	64.5%	300.6%	63.7%	361.6%
Oct'21	62.2%	475.9%	72.1%	606.9%

Room occupancy in hotels by region³



Sources

¹Icelandic Tourist Board and Isavia: Departure statistics at Keflavik Airport. The counting of passengers is done manually before they enter the departure area and the limitations of the methodology needs to be kept in mind when viewing the statistics. The counting covers all passengers going through the security check. From October 2019, the counting is based on a sampling method.

²Icelandic Tourist Board: Border Survey conducted by the Icelandic Tourist Board and Statistics Iceland at Keflavik Airport. Due to Covid the survey was not active April-June 2020 and September 2020 - May 2021.

³Statistics Iceland: Accommodation statistics 2019-2021. Guest nights in registered accommodation refer to overnight stays with operators registered in Statistics Iceland's database. Estimated figures for 2021.